

SKYSTREAM^{3.7}™ 60 ft (18.3 m) Monopole Tower

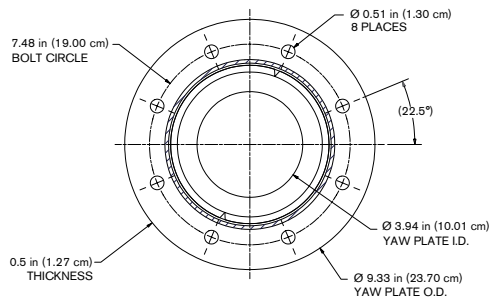
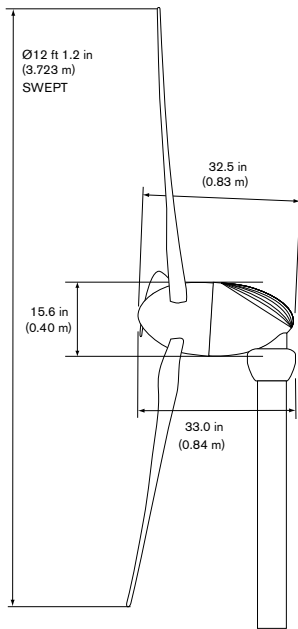
Technical Specifications

Tower: Freestanding Tapered Tubular Steel / Galvanized Finish
Tower Weight: 1500 lb (680.4 kg)

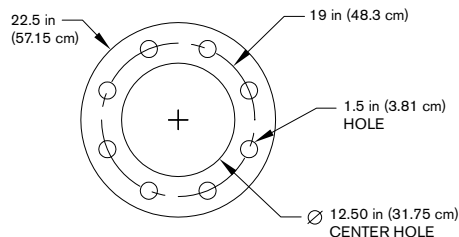
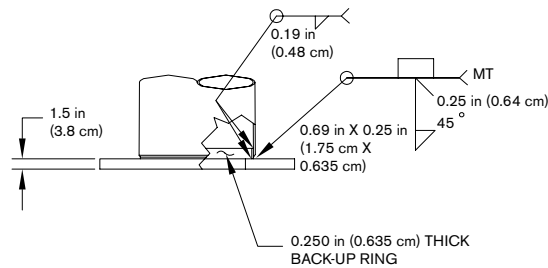
Top of Tower Loads at 146 mph (65.3 m/s) wind speed

Thrust Force: 630 lb (2802 N)
Peak Bending Moment: 1130 ft-lb (top of tower) (1532 N-m)
Downward Axial Force: 230 lb (1023 N)

*Loads do not include safety factor. SWWP recommends minimum safety factor of 1.5.



1. Tower Top



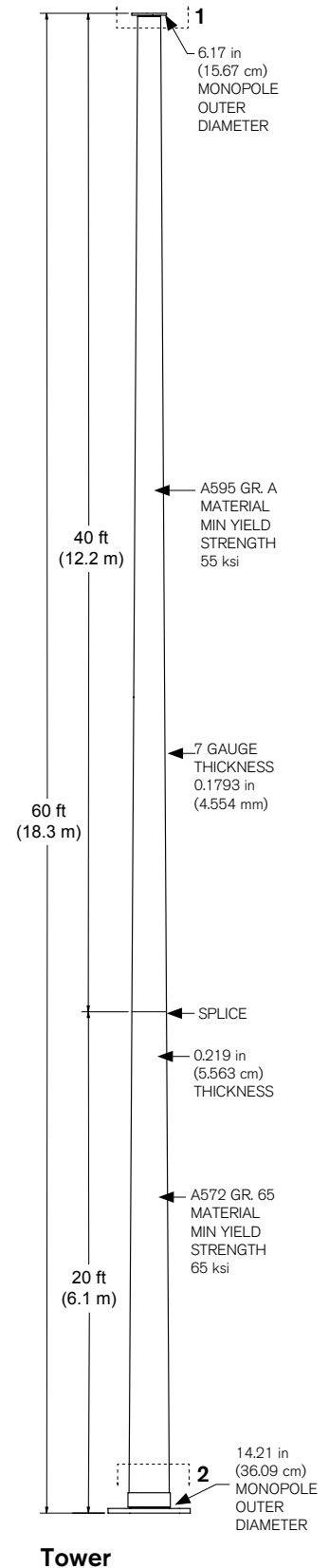
2. Tower Base

Dimensions

Prop Tip to Center of Tower: 31 in (79 cm)
Minimum Tip Clearance: 27 in (69 cm)
Max Tower Diameter at Tip: 8 in (20 cm)

Southwest Windpower

1801 W. Route 66 • Flagstaff, AZ 86001
 Tel 928.779.9463 • Fax 928.779.1485
 www.skystreamenergy.com



Tower